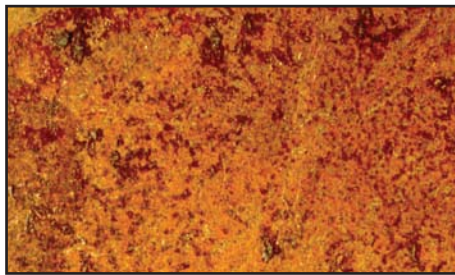
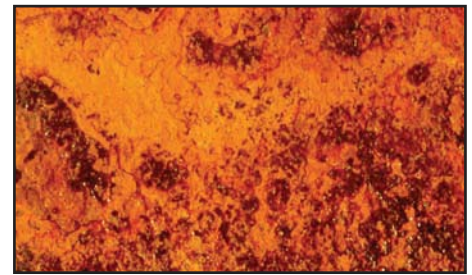



Key: Steel where mill scale has started to flake and light rusting occurs.



Key: Steel where all mill scale has flaked off and complete rusting has occurred.




Key: Steel where pitting and complete rusting has taken place.



Brush-Off



Brush-Off



Brush-Off



Commercial



Commercial



Commercial



Near-White Metal




Near-White Metal



Near-White Metal



White Metal



White Metal



White Metal

Degrees of Cleanliness of Blast-Cleaned Surfaces*

*Images shown are previously uncoated surfaces, viewed without magnification

Brush-Off

Tightly adherent mill scale and rust may remain on the surface. Mill scale and rust are considered adherent if they cannot be removed with a dull putty knife.

SSPC-SP 7
NACE No. 4
SA-1

Commercial

Evenly dispersed very light shadows, streaks and discolorations caused by stains of rust and mill scale may remain on no more than 33% of the surface.

SSPC-SP 6
NACE No. 3
SA-2

Near-white Metal

Evenly dispersed very light shadows, streaks and discolorations caused by stains of rust and mill scale may remain on 5% of the surface.

SSPC-SP 10
NACE No. 2
SA-2 1/2

White Metal

Free of all visible oil, grease, dirt, dust, mill scale and rust.

SSPC-SP 5
NACE No. 1
SA-3